

# Steering Wheel V1.3

## 1. Introduction

**ReaSnow S1 is also a cross-platform steering wheel adaptor, which can be used to expand the life-span of your steering wheels and its compatibility to different consoles.**

### **Supported Consoles:**

PS5/PS4 /XBox Series X(S)/XBox One/XBox 360/Nintendo Switch

### **Supported wheels:**

Logitech G920

Logitech G29

Logitech G27

Logitech G25

Logitech Driving Force GT

Logitech Driving Force Pro

Thrustmaster T300 RS

### **There are 2 working modes**

#### **● Expert Mode and Legacy Mode**

In Expert Mode, your steering wheel will be turned into a “real” G29(on PlayStation) or G920(on Xbox) to expand its compatibility.

In Legacy Mode, your steering wheel will be turned into a controller and used to play most of the games which can be played with a controller.

- On Xbox Series X/S or Xbox One, Expert Mode is still a beta version, all features are supported except real force feedback(No FFB). There is only a simulated resistance force.

### **Advantages of Expert Mode:**

Real Force Feedback

Vibrations from different road surfaces, rumble strips, bumps and so on

Support clutch

Support manual gear: H-pattern(6+1)shift or Sequential(+/-) shift

Support automatic Gear

Support RPM/Shift indicator LED

Support USB Handbrake

All major key functions are set and ready for use (Keys can also be remapped)

Wheel angle adjustable

No delay or lag

### **Advantages of Legacy Mode:**

Compatible with most of the games

### **Expert Mode Games:**

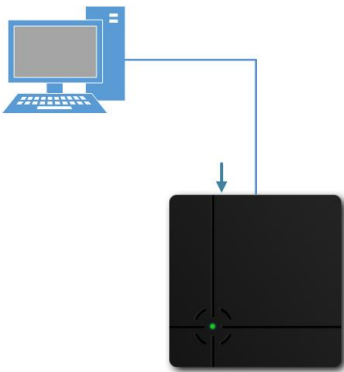
All the racing games which can provide support for G29 or G920, such as:  
DriveClub, Project Cars, Project Cars 2, Sebastien Loeb Rally Evo, Dirt Rally, Dirt 4,  
Assetto Corsa, F1 games, WRC games, GT Sport, GT7, etc.

## 2. Usage

### Step 1: Upgrade Firmware

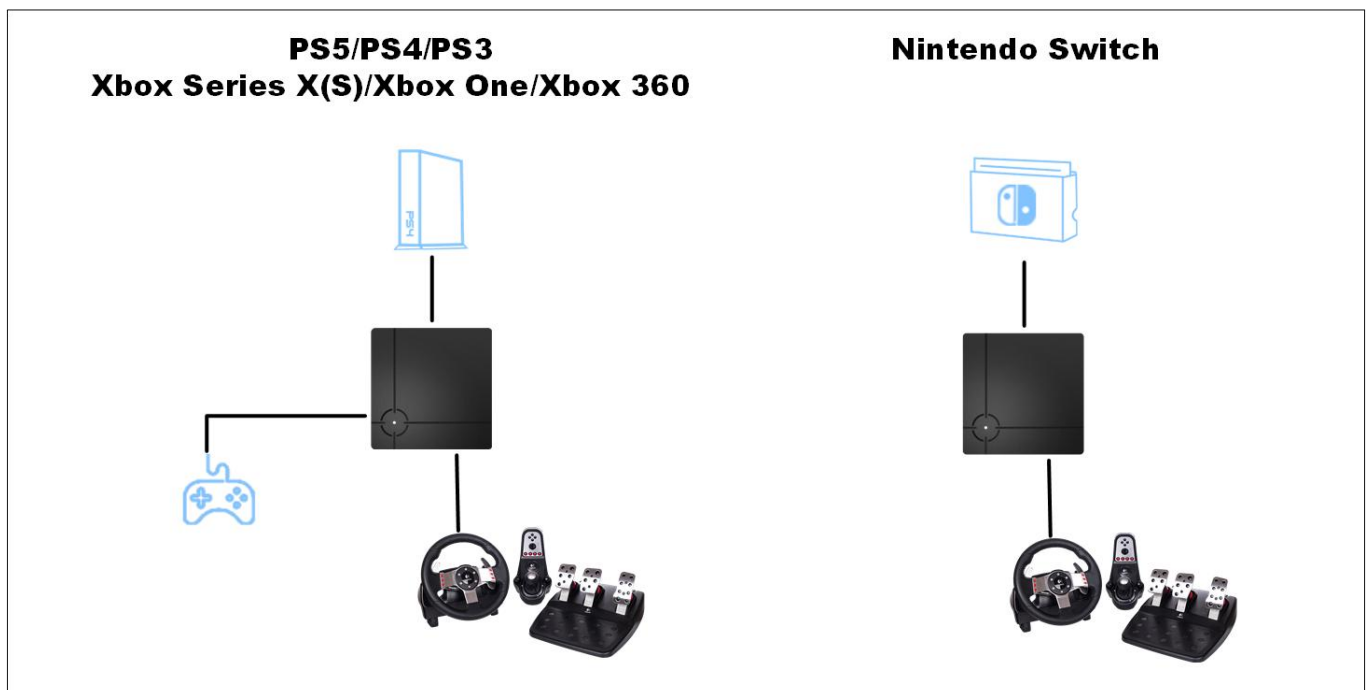
ReaSnow S1's firmware shall be upgraded, even if it's just purchased.

for firmware will be updated frequently to keep up with changing systems and games and new peripherals, or to provide patches and improvements.



- 1: Connect ReaSnow S1 to PC while holding the button. Release the button until the LED indicator is stable green.
- 2: Then run " ReaSnow Firmware Tool" on PC, and click "Upgrade Firmware" button.

### Step 2: Wiring



Firstly, connect the original controller to USB1 and the steering wheel to USB2 or USB3 of ReaSnow S1, and then connect ReaSnow S1 to console.

**PS5,Expert Mode:** a suitable 3rd-party controller is required to be connected to USB 1, Here is a list for all the 3rd-party controllers which have been tested:

**Hori Wired Mini Gamepad (PS4)**

**Horipad FPS plus (PS4 Mode)**

**Razer Raiju(USB Mode)**

**Hori Tactical Assault Commander 4(PS4)**

**Hori Tactical Assault Commander M1(PS4)**

**Scuf Vantage**

**Nacon Revolution Pro V3**

**Astro C40**

Adaptors which can also work as an authentication controller for PS5:

**MayFlash Magic-S**

**MayFlash Magic-S Pro**

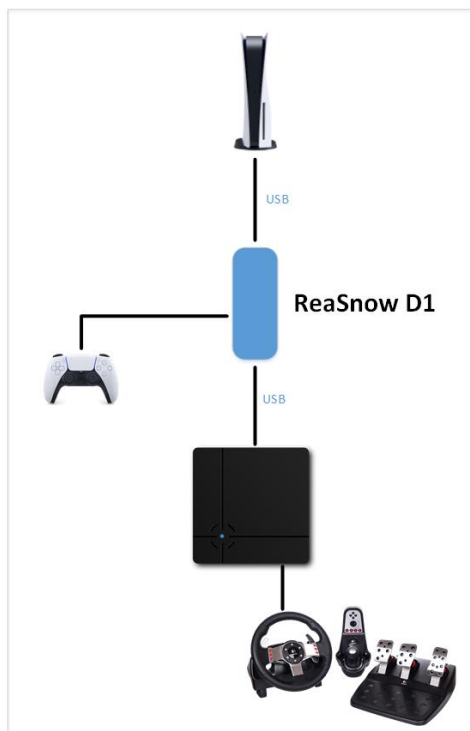
**Coov P5booter**

**JYS P4135(PS5 mode)**

Please check “workarounds for PS5” for more details of PS5 support.

And Expert Mode steering wheel support can't be used in PS Remote Play mode too.

**PS5, Legacy Mode:** a ReaSnow D1 is required



Authentication Devices for other consoles:

PS4:	PS4 controller
PS3:	PS3 controller
XBox One:	XBox One controller
XBox Series X(S):	XBox Series X(S) controller
XBox 360:	XBox 360 wired controller
SWITCH:	no need of an authentication device

### **Step 3: Add a Config**

#### **Expert Mode:**

Add a config, such as “Expert Mode” in ReaSnow S1 with our APP.

#### **Legacy Mode:**

Add a config for dedicated racing games, such as “Need for Speed” in ReaSnow S1 with our APP.

Then you are ready to drive.

## **3. Notes**

- On PS5/PS4,

Expert Mode config supports the games which can support Logitech G29, such as: DriveClub, Project Cars, Project Cars 2, Sebastien Loeb Rally Evo, Dirt Rally, Dirt 4, Assetto Corsa, F1 games, WRC games, GT Sport, GT7, etc.  
So this config can work for all these games.

For those games which can not support Logitech G29, please choose a Legacy Mode config.

- Turn off the authentication controller before connecting it to ReaSnow S1, and during the power-on procedure, do not press the PS/GUIDE button on controller, unless ReaSnow S1's LED indicator is breathing.
- On Xbox Series X(S)/Xbox One,  
Expert Mode supports all the games which can support Logitech G920.  
While this Expert Mode is still a beta version, all features are supported except real force feedback(No FFB).  
There is only a simulated resistance force.  
It means this Expert Mode on Xbox One is not as good as it's on PS5/PS4.
- Remove battery from Xbox controller before connecting it to ReaSnow S1
- On Nintendo Switch,  
Only legacy Mode support is available. And leave USB1 open, just plug a steering wheel into USB2 or USB3 of ReaSnow S1.
- All other preset configs(such as NFS19/ NFS: Rivals) are legacy mode support, except the Expert Mode config.
- Racing games shall be started after ReaSnow S1 is powered up and set properly.

- If your racing game is installed from a CD/DVD, please do upgrade the game to the latest version, or it might not support wheels.

- When a G920 is used on Xbox One/Xbox Series X(S) through ReaSnow S1, or when a G29 is used on PS4/PS5 through ReaSnow S1, there is only legacy mode support.